


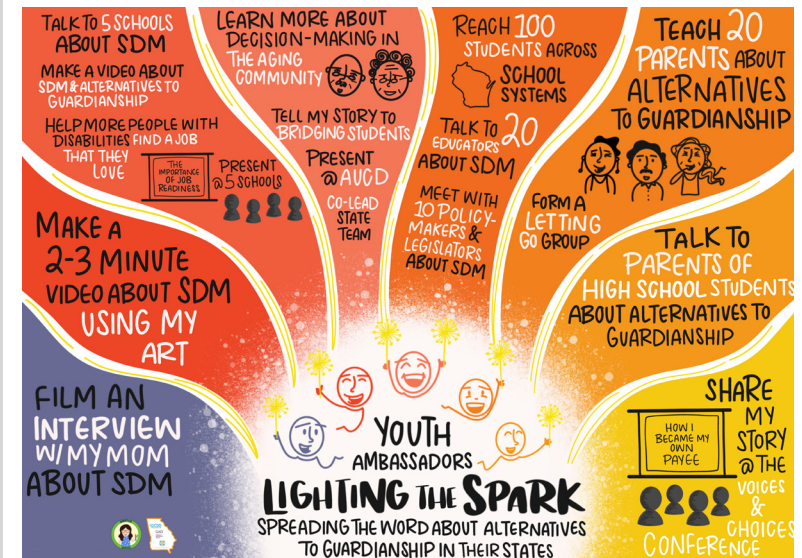
# CENTER ON YOUTH VOICE YOUTH CHOICE



## Week 12 Goals and Action Plans Presentations

### YOUTH AMBASSADOR CURRICULUM

#### WEEK 12: GOALS AND ACTION PLANS PRESENTATIONS



# Ice Breaker



# Week 12 Learning Objectives

01

Review strategies for delivering an effective presentation

02

Learn tips and tricks for keeping your audience awake and engaged

03

**The next 12 months and lessons learned**

# Words for the week

**Anxiety**  
(stage fright)

**Confidence**

**Body  
language**

**Presentation  
script**

**Talking  
points**

**Target  
audience**

# Why are we talking about presentations?

- Presenting isn't just a skill that you'll use throughout your life, but at the end of the next 12 months you'll be presenting your projects at your showcases.





# Steps in preparing a presentation


A large, solid orange oval shape that serves as the background for the text.

Choose the right topic

---



# Brainstorm





Do your research



# Plan



**Write out a  
draft**



# Your design

---

- **Video recording**
- **Podcast**
- **Art work**
- **Story telling**
- **What other ideas do you have?**



# Practice!

---







The next 12 months



# What you'll do

You'll work with your state teams to do your **action plans**

- **Don't worry:** if your action plan isn't ready yet, we can help you finish it up

We'll have **monthly meetings** on the 4th Monday of every month to talk about how things are going and to help each other out

- First monthly meeting is **January 22**

We'll ask you to **invite us** to presentations or activities that you've planned, so that we can see you in action

You should **reach out to us** if you want help with something at any time during your ambassadorships

Continue the  
good work

---





# Lessons Learned

# Small Group Discussion

**What we learned during  
the weekly curriculum**





What are some of the lessons you've learned in these sessions?



How will you use these lessons in the work you will be doing?



What other reflections do you have about being part of the YA class?



What are some things you want to talk about when we meet monthly?





# Small Group Report Back



Questions?







You did it!!!



# Appreciation

---

- We will mail you a certificate of achievement.
- Stipend will be mailed to you soon





## About

The Center is a project of the Institute for Community Inclusion at UMass Boston (ICI) in partnership with:

- Center for Public Representation (CPR)
- Self Advocates Becoming Empowered (SABE)
- Human Services Research Institute (HSRI)

in consultation with experts from:

- Harvard Law School Project on Disability
- Georgia Advocacy Office

## Funding

This project was supported through a cooperative agreement # 90DNDM0004 between the University of Massachusetts Boston, and the Administration for Community Living (ACL), U.S. Department of Health and Human Services (HHS).

The content of this document does not necessarily represent the policy of ACL or HHS.

### For more information

Allison Cohen Hall, PhD  
allison.hall@umb.edu

The Youth Ambassador Curriculum was written and administered by Self Advocates Becoming Empowered in consultation with CYVYC partners.

**Suggested Citation:** Institute for Community Inclusion. (2026). Youth ambassador curriculum, week 12: Goals and action plans presentations. [Training Curriculum]. Center on Youth Voice, Youth Choice. <https://youth-voice.org/youth-ambassador-curriculum>

**Copyright 2026.** All rights reserved. No part of this publication may be reproduced or transmitted without written permission, except you may download and use the document on our website for non-commercial, educational purposes.